

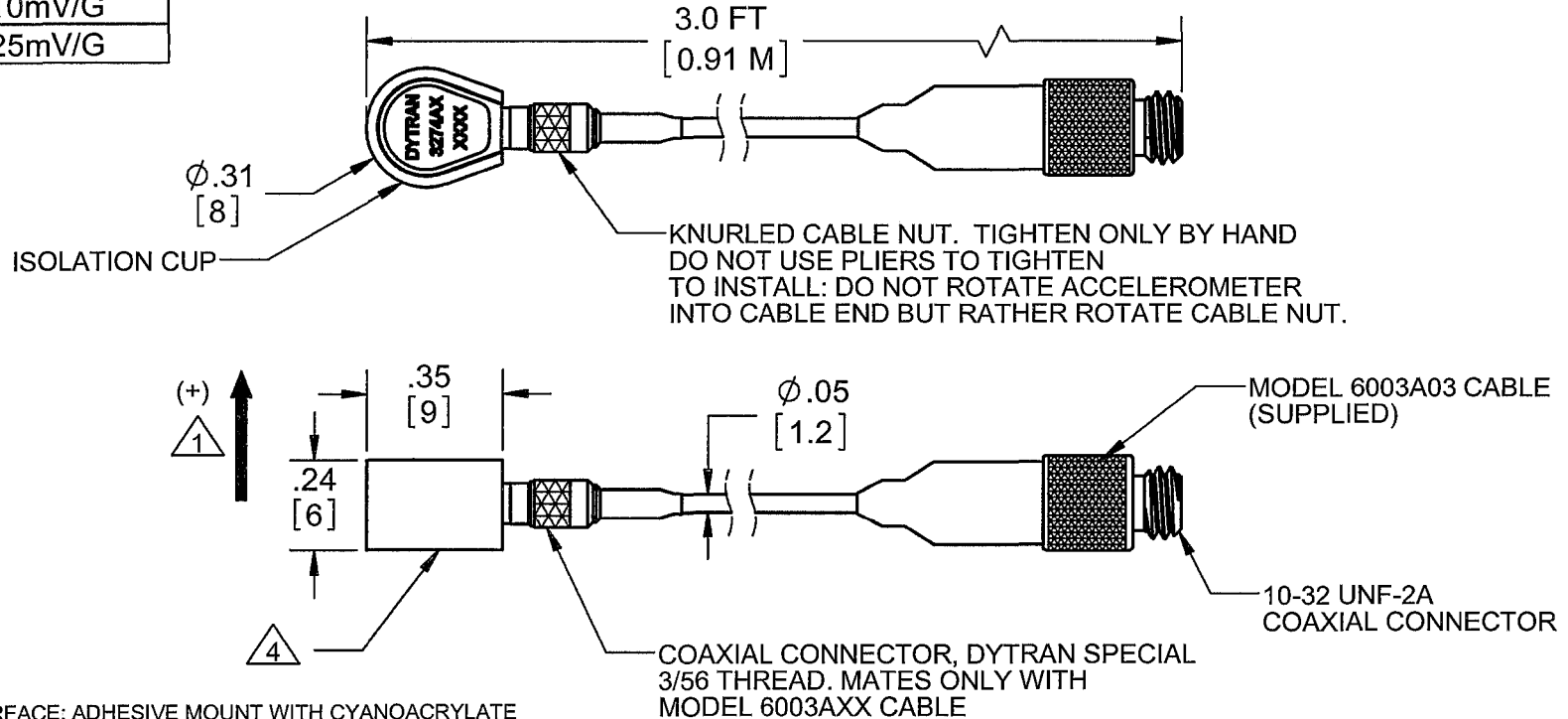
PROPRIETARY AND CONFIDENTIAL

THE INFORMATION CONTAINED IN THIS DRAWING IS THE SOLE PROPERTY OF DYTRAN INSTRUMENTS INC. ANY REPRODUCTION IN PART OR AS A WHOLE WITHOUT THE WRITTEN PERMISSION OF DYTRAN INSTRUMENTS INC. IS PROHIBITED

REVISIONS

REV	ECN	DESCRIPTION	BY/DATE	CHK	APPR
A	7482	INITIAL RELEASE	RA, 05/19/11	DV	ANS
B	9494	UPDATED VIEW OF CONNECTOR	AB 05/03/13	<i>mu</i>	<i>AS</i>

MODEL	SENSITIVITY
3274A1	5mV/G
3274A2	10mV/G
3274A3	25mV/G



- 4 MOUNTING SURFACE: ADHESIVE MOUNT WITH CYANOACRYLATE OR DYTRAN MOUNTING WAX MODEL 6298
- 3. CASE AND CONNECTOR MATERIAL: TITANIUM
- 2. WEIGHT LESS CABLE: 2 GRAMS MAX
- 1 ARROW INDICATES DIRECTION OF ACCELERATION FOR POSITIVE OUTPUT.

NOTES: UNLESS OTHERWISE SPECIFIED

USED ON	NEXT ASSY
APPLICATION	
THIRD ANGLE PROJECTION USA	

UNLESS OTHERWISE SPECIFIED:
 INTERPRET DIM & TOL PER ASME Y14.5M - 1994.
 REMOVE BURRS.
 COUNTERSINK INTERNAL THDS 90° TO MAJOR DIA.
 CHAM EXT THDS 45° TO MINOR DIA. THD LENGTHS AND DEPTHS ARE FOR MIN FULL THDS.
 THDS PER MIL-S-7742.
 DIMENSIONS APPLY AFTER FINISHING.

63
 ALL MACHINED SURFACES. TOTAL RUNOUT WITHIN .005.
 BREAK SHARP EDGES .005 TO .010.
 MACHINED FILLET RADII .005 TO .015.
 WELDING SYMBOLS PER AWS A2.4.
 ABBREVIATIONS PER MIL-STD-12.

UNLESS OTHERWISE SPECIFIED:
 DIMENSIONS ARE IN INCHES. DIMENSIONS IN BRACKETS [] ARE IN MILLIMETERS
 TOLERANCES ARE:
 INCHES METRIC ANGLES
 .XX ± .03 .X ± 0.8 ± 1°
 .XXX ± .010 .XX ± 0.25

MATERIAL

FINISH

DO NOT SCALE DRAWING

CONTRACT NO.		
APPROVALS		DATE
ORIG	RA	05/19/11
CHK	DV	05/27/11
APP	ANS	05/27/11
APP		

TITLE: **OUTLINE INSTALLATION DRAWING 3274A SERIES**

SIZE A	CAGE CODE 2W033	DWG. NO. 127-3274A	REV B
SCALE: NONE	SOLIDWORKS	SHEET 1 OF 1	

MODEL NUMBER 3274A3	PERFORMANCE SPECIFICATION	DOC NO. PS3274A3
ACCELEROMETER , IEPE		REV C, ECN 9494, 05/06/13



- **MINIATURE SIZE**
- **REMOVABLE CABLE WITH 10-32 CONNECTOR**
- **HERMETICALLY SEALED**

This family also includes:

Model	Sensitivity (mV/g)	Range (g's)	Resolution (Grms)	Oper. Temp(*F)	TC
3274A1	5	1000	0.014	-60 to +250	0.3 to 0.8
3274A2	10	500	0.007	-60 to +250	0.3 to 0.8

Refer to the performance specifications of the products in this family for detailed description.

Supplied Accessories

- 1) Model 6591A installation wrench
- 2) Model 6298 small petro mounting wax
- 3) Accredited calibration certificate (ISO 17025)
- 4) Model 6003A03 cable assembly

Notes:

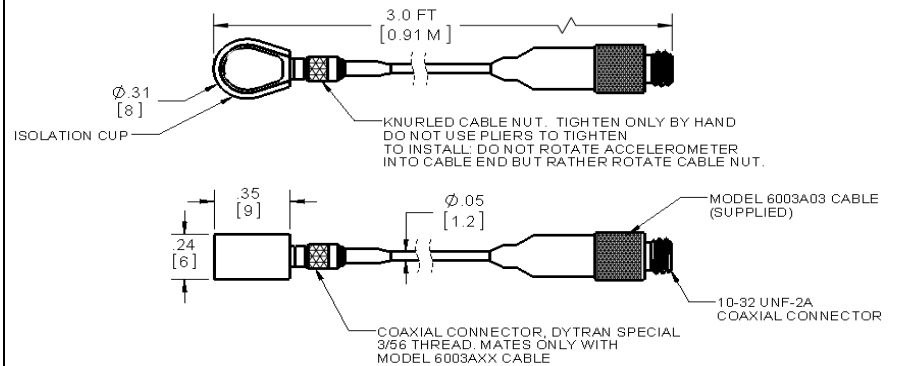
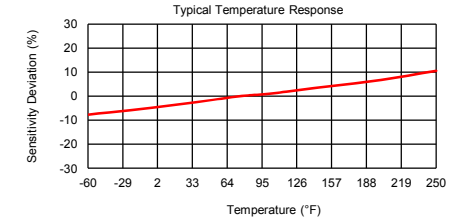
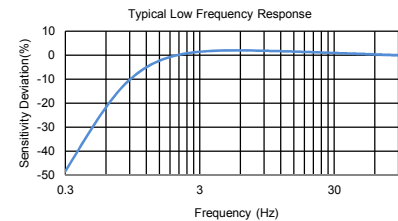
- [1] Flat mounting surface for adhesive mount.
- [2] Mates with Dytran cable 6003AXX (XX is cable length in feet)
- [3] Measured at 100 Hz, 1 grms per ISA RP37.2.
- [4] Percent of full scale or any lesser range, zero based best-fit straight line method.
- [5] Do not apply power to this device without current limiting, 20mA max, to do so will destroy the integral IC amplifier

	ENGLISH		SI	
PHYSICAL				
Weight, Max (Less Cable)	0.07	oz	2	grams
Mounting Provision	[1]		[1]	
Connector	3-56	Radially Mounted	3-56	
Cable Length	36	Inches	914	mm
Case Material	Titanium		Titanium	
Isolation Cup Material	Anodized Aluminum		Anodized Aluminum	

	ENGLISH		SI	
PERFORMANCE				
Sensitivity, ± 10% [3]	25	mV/g	2.55	mV/m/s ²
Range F.S For ± 5 Volts Out	± 200	g's	± 1962	m/s ²
Frequency Response, +/- 10%	1.0 to 10000	Hz	1.0 to 10000	Hz
Mounted Resonant Frequency	> 40	kHz	> 40	kHz
Amplitude Non-Linearity [4]	2	%F.S	2	%F.S
Transverse Sensitivity, Max	5	%	5	%
Noise Resolution	0.0009	grms	0.01	m/s ² rms
Strain Sensitivity @250/με	0.04	g/με	0.39	m/s ² /με

	ENGLISH		SI	
ENVIRONMENTAL				
Maximum Vibration	400	Grms	3920	m/s ² rms
Maximum Shock	5000	Gpeak	49000	m/s ² peak
Temperature Range	-60 to +225	°F	-51 to +107	°C
Environmental Seal	Hermetic		Hermetic	

	ENGLISH		SI	
ELECTRICAL				
Supply Current/Compliance Voltage Range [5]	2 to 20/+18 to +30	mA/Volts	2 to 20/+18 to +30	mA/Volts
Output Impedance, TYP	100	Ω	100	Ω
Bias Voltage	+11 to + 13	VDC	+11 to + 13	VDC
Discharge Time Constant	0.3 to 0.8	Sec	0.3 to 0.8	Sec
Teds Feature	IEEE 14514		IEEE 14514	
Case Isolation	10	GΩ	10	GΩ



Units on the line drawing are in inches, units in brackets are in millimeters. Refer to 127-3274A for more information.



21592 Marilla Street, Chatsworth, California 91311 Phone: 818.700.7818 Fax: 818.700.7880
www.dytran.com For permission to reprint this content, please contact info@dytran.com



Presented by: Absolute Gauge Technologies
sales@absolute-gauge.com; www.absolute-gauge.com,
 Toronto: 416 754 3168, Montreal: 514 695 5147, Toll Free: 1 888 754 7008