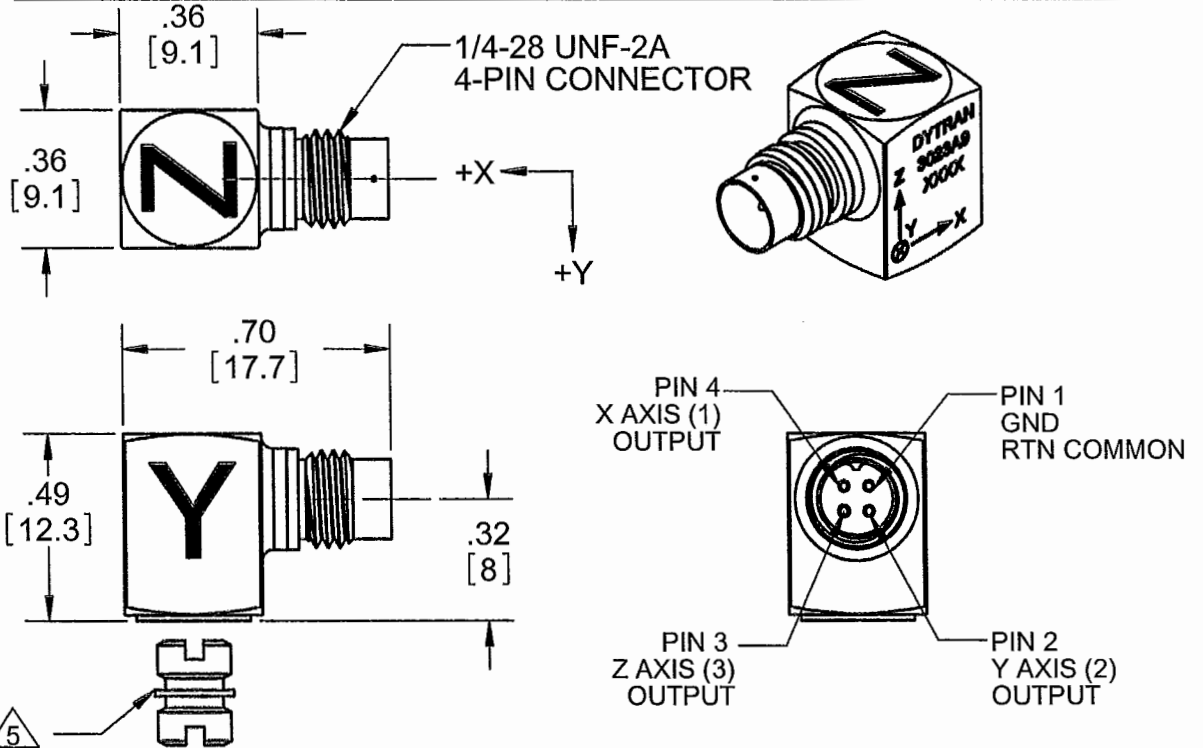


PROPRIETARY AND CONFIDENTIAL

THE INFORMATION CONTAINED IN THIS DRAWING IS THE SOLE PROPERTY OF DYTRAN INSTRUMENTS INC. ANY REPRODUCTION IN PART OR AS A WHOLE WITHOUT THE WRITTEN PERMISSION OF DYTRAN INSTRUMENTS, INC. IS PROHIBITED

REVISIONS

REV	ECN	DESCRIPTION	BY/DATE	CHK	APPR
B	9549	.001 TIR WAS: .0001 TIR	JS 01/22/12	AB	<i>[Signature]</i>



5 MOUNTING STUD
MODEL 6200 SUPPLIED.

4. HOUSING/CONNECTOR MATERIAL: TITANIUM
3. ARROWS INDICATE DIRECTIONS OF ACCELERATION.
FOR POSITIVE OUTPUT.

2. SENSITIVITY: 1 mV/G
1. WEIGHT: 4.0 GRAMS APPROXIMATELY

NOTES: UNLESS OTHERWISE SPECIFIED.

UNLESS OTHERWISE SPECIFIED: INTERPRET DIM & TOL PER ASME Y14.5M - 1994. REMOVE BURRS. COUNTERSINK INTERNAL THDS 90° TO MAJOR DIA. CHAM EXT THDS 45° TO MINOR DIA. THD LENGTHS AND DEPTHS ARE FOR MIN FULL THDS. THDS PER MIL-S-7742. DIMENSIONS APPLY AFTER FINISHING.		UNLESS OTHERWISE SPECIFIED: DIMENSIONS ARE IN INCHES. DIMENSIONS IN BRACKETS [] ARE IN MILLIMETERS TOLERANCES ARE: INCHES METRIC ANGLES .XX ± .03 .X ± 0.8 ± 1° .XXX ± .010 .XX ± 0.25	
3023A9	NEXT ASSY	MATERIAL	FINISH
APPLICATION		DO NOT SCALE DRAWING	
THIRD ANGLE PROJECTION USA		ALL MACHINED SURFACES. TOTAL RUNOUT WITHIN .005. BREAK SHARP EDGES .005 TO .010. MACHINED FILLET RADII .005 TO .015. WELDING SYMBOLS PER AWS A2.4. ABBREVIATIONS PER MIL-STD-12.	

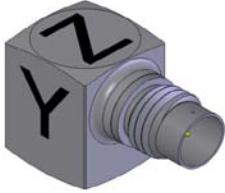
CONTRACT NO.		APPROVALS		DATE
ORIG	DV	ORIG	DV	07/01/09
CHK	JS	CHK	JS	07/17/09
APP	DV	APP	DV	07/17/09
APP	<i>[Signature]</i>	APP	<i>[Signature]</i>	2/5/13

DYTRAN MASTER
INSTRUMENTS, INC. ONLY WORTH THE RED

TITLE:
**OUTLINE/INSTALLATION
DRAWING, MODEL 3023A9**

SIZE	CAGE CODE	DWG. NO.	REV
A	2W033	127-3023A9	B
SCALE: 2:1	SOLIDWORKS	SHEET 1 OF 1	

	TRI AXIAL IEPE ACCELEROMETER	REV C, ECN 11377, 10/14/14
--	-------------------------------------	----------------------------



- **STUD MOUNT**
- **EXCELLENT LINEARITY**
- **ULTRA LOW WEIGHT**

PHYSICAL

	ENGLISH		SI	
Weight, Max.	0.14	oz	4.0	grams
Connector	4- PIN		4- PIN	
Mounting Provision	10-32 Tapped Hole		10-32 Tapped Hole	
Material, Housing/Connector	Titanium Alloy		Titanium Alloy	
Sensing Element	Quartz		Quartz	
Element Style	Shear		Shear	

PERFORMANCE

	ENGLISH		SI	
Sensitivity, ±10% [1]	1	mV/g	0.1	mV/m/s ²
Range for ± 5 Volts Output	±5000	g	±49033	m/s ²
Frequency Response	1.5 to 4000	Hz	1.5 to 4000	Hz
	-5 / +15%		1.5 to 10000	Hz
Resonant Frequency	> 40	kHz	> 40	kHz
Broad Band Resolution	0.07	Grms	0.687	m/s ² rms
Spectral Noise	1.25Hz	μGrms/v(Hz)	0.29	μm/s ² rms/v(Hz)
	10Hz	μGrms/v(Hz)	0.098	μm/s ² rms/v(Hz)
	100Hz	μGrms/v(Hz)	0.0196	μm/s ² rms/v(Hz)
	1000Hz	μGrms/v(Hz)	0.0049	μm/s ² rms/v(Hz)
	10000Hz	μGrms/v(Hz)	0.0039	μm/s ² rms/v(Hz)
Linearity [2]	1	% F.S.	1	% F.S.
Maximum Transverse Sensitivity	6	%	6	%
Strain Sensitivity @ 250με	0.006	g/με	0.06	m/s ² /με

ENVIRONMENTAL

	ENGLISH		SI	
Maximum Vibration	300	Gpeak	2942	m/s ² peak
Maximum Shock	7000	Gpeak	68647	m/s ² peak
Temperature Range	-60 to +250	°F	-51 to +121	°C
Seal	Hermetic		Hermetic	
Magnetic Sensitivity at 100 Gauss	0.00005	g/Gauss	4.905	m/s ² /T

ELECTRICAL

	ENGLISH		SI	
Supply Current Range [3]	2 to 20	mA	2 to 20	mA
Compliance Voltage Range	18 to 30	Volts	18 to 30	Volts
Output Impedance, Typ	100	Ω	100	Ω
Bias Voltage	7 to 11	VDC	7 to 11	VDC
Discharge Time Constant	0.3 to 1.5	Sec	0.3 to 1.5	Sec
Electrical Isolation	Case Grounded	GΩ,min	Case Grounded	GΩ,min

This family also includes:

Model	Sensitivity (mV/g)	Frequency Response (Hz)	Mounting	Operating Temp (°F)
3023A	10 (-10 to +15%)	1.5 to 10000 (-5 to +15%)	Adhesive	-60 to +250
3023A1	10 (-10 to +15%)	1.5 to 10000 (-5 to +15%)	5-40 Tapped Hole	-60 to +250
3023A2	10 (-10 to +15%)	1.5 to 10000 (-5 to +15%)	10-32 Tapped Hole	-60 to +250
3023A3	5 (-10 to +15%)	1.5 to 10000 (-5 to +15%)	Adhesive	-60 to +250
3023A4	5 (-10 to +15%)	1.5 to 10000 (-5 to +15%)	5-40 Tapped Hole	-60 to +250
3023A5	1 (±5%)	1.5 to 10000 (-5 to +15%)	Adhesive	-60 to +250
3023A6	5 (-10 to +15%)	1.5 to 10000 (-5 to +15%)	10-32 Tapped Hole	-60 to +250

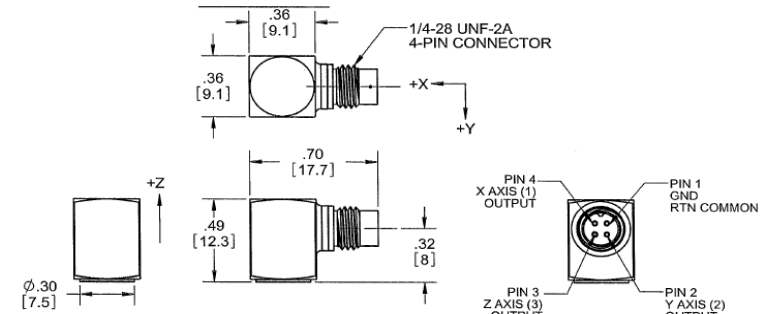
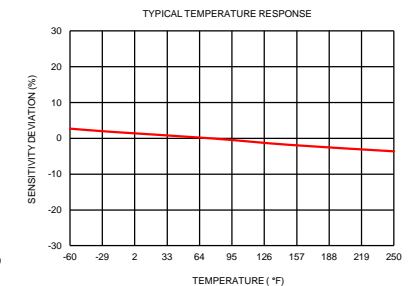
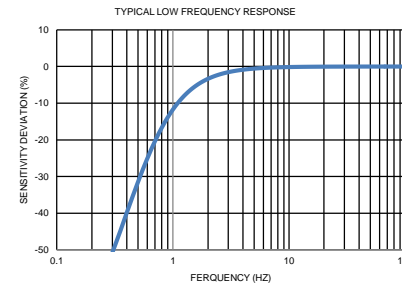
Refer to the performance specifications of the products in this family for detailed description

Supplied Accessories:

- 1) Accredited calibration certificate (ISO 17025)
- 2) Model 6200 Mounting Stud, Quantity 1

Notes:

- [1] Measured at 100Hz, 1 Grms per ISA RP 37.2.
- [2] Measure using zero-based straight line method, % of F.S. or any lesser range.
- [3] Do not apply power to this system without current limiting, 20 mA MAX. To do so will destroy the IC charge amplifier.
- [4] In the interest of constant product improvement, we reserve the right to change specifications without notice.



Units on the line drawing are in inches, units in brackets are in millimeters. Refer to 127-3023A9 for more information.



21592 Marilla Street, Chatsworth, California 91311 Phone: 818.700.7818 Fax: 818.700.7880 www.dytran.com
For permission to reprint this content, please contact info@dytran.com



Presented by: Absolute Gauge Technologies
sales@absolute-gauge.com; www.absolute-gauge.com,
Toronto: 416 754 3168, Montreal: 514 695 5147, Toll Free: 1 888 754 7008