


Strideway™

GAIT ANALYSIS SYSTEM

Strideway™ is the first truly modular pressure measurement platform for animal gait analysis! The system captures objective force and plantar pressure data, PLUS temporal (time) and spatial (distance) parameters.

Ultra-thin platform reduces trip hazard and gait interferences



STRIDEWAY Is...



PORTABLE

Portable platform with easy transport & compact storage



COMPATIBLE

Integrate with other systems, such as EMG or 3D motion capture



EFFICIENT

Quick & simple set-up



ADJUSTABLE

Adjustable lengths



SIMPLIFIED

Simplified data analysis for gait

Selection Guide and Specifications

Strideway Systems cannot be used for animals with hooves. It is ideal for use with dogs and cats.

NOTE: Strideway Systems are compatible with 64-bit operating systems only.

	STANDARD RESOLUTION	HIGH RESOLUTION
SUBJECT MINIMUM WEIGHT	11.34 kg (25 lbs)	4.53 kg (10 lbs)
BREEDS	Medium to giant dogs	Small to giant dogs
Sensor Model	3160	3164
Resolution	0.968 sensels™/cm ² 6.25 sensels/in ²	3.88 sensels per cm ² 25.00 sensels/in ²
Max Scan Speed	500 Hz	250 Hz
Pressure Ranges	40, 75, 125 psi 276, 518, 862 kPa	40, 75, 125 psi 276, 518, 862 kPa
Sensor Technology	Resistive	
Platform Height	15 mm (0.59 in)	
Weight (per tile)	6.58 kg (14.5 lbs)	
Data Connection	USB 2.0 (only 1 per system)	
Power	100-240VAC 50/60 Hz, IEC320 Socket in, 12VDC 30W out	

Selection Guide: Platform Dimensions

To help ensure all your data is good data, the Strideway system comes standard with two end tiles to allow subjects to ease into and out of comfortable gait prior to collecting data. To help you plan space requirements, here are the full platform dimensions and active sensing area.

Model	Active Sensing Area	Overall Dimensions with End Tiles
Strideway 2	0.65 x 1.3 m 2.1 x 4.3 ft	0.91 x 2.60 m 3.0 x 8.5 ft
Strideway 3	0.65 x 1.95 m 2.1 x 6.4 ft	0.91 x 3.25 m 3.0 x 10.7 ft
Strideway 4	0.65 x 2.60 m 2.1 x 8.5 ft	0.91 x 3.90 m 3.0 x 12.8 ft
Strideway 5	0.65 x 3.25 m 2.1 x 10.7 ft	0.91 x 4.55 m 3.0 x 14.9 ft
Strideway 6	0.65 x 3.90 m 2.1 x 12.8 ft	0.91 x 5.20 m 3.0 x 17.1 ft
Strideway 7	0.65 x 4.55 m 2.1 x 14.9 ft	0.91 x 5.85 m 3.0 x 19.2 ft
Strideway 8	0.65 x 5.20 m 2.1 x 17.1 ft	0.91 x 6.50 m 3.0 x 21.3 ft

Portable Solution

The Strideway system comes with a compact storage case on wheels for convenient storage and transport. It is quickly assembled and dis-assembled to provide complete flexibility with data collection. In addition to creating a truly portable form factor, the modular set-up means that additional tiles can be added on at any time to create a longer surface area.

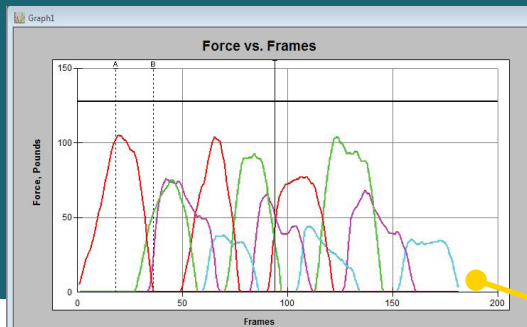


The Strideway is quickly assembled/dis-assembled for easy storage & transportation.

Gain Important Insights into Gait with Strideway

Tekscan's advanced, proprietary Strideway software helps you analyze data in a variety of ways. All Tekscan software works with current Windows-based operating systems. Software features include:

- Gait parameters easily identify lameness
- Pressure profiles (visual pressure distribution)
- Force vs. time graphs
- Side-by-side comparison for pre- and post-recordings
- Export recorded movies as AVI or ASCII files
- External triggering and data synch



Notice the significant difference in force in the teal color (left hind leg).

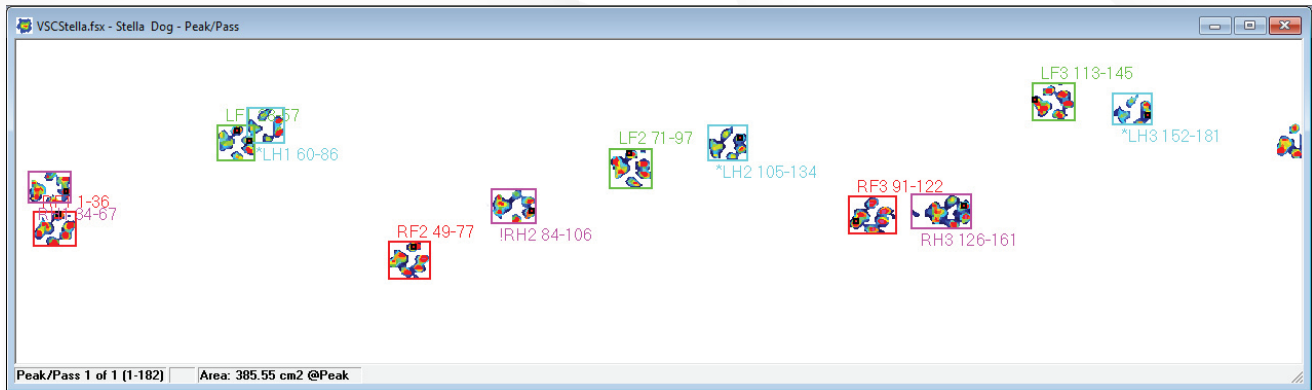
Quadruped Stance-Stride Table	VSC Stella.fsx			
	Stella Dog			
	LF	LH	RF	RH
Stance Time (sec)	0.48	0.47	0.52	0.50
Swing Time (sec)	0.25	0.31	0.23	0.31
Stride Time (sec)	0.71	0.77	0.75	0.77
Stride Length (cm)	82.3	87.4	82.3	89.2
Stride Velocity (cm/sec)	116.2	113.9	109.7	116.3
Stride Acceleration 1-2 (cm/sec ²)	16.3	-25.0	61.8	10.9
Maximum Force (lb)	90.6	39.1	95.4	69.8
FTI (lb*sec)	30.0	12.9	31.9	23.9
Maximum Peak Pressure (kPa)	505	354	442	413

Table displays essential gait parameters for identifying lameness. Notice the significant difference in force in the left hind leg.

Automatic Calculation of Gait Parameters

One click of the mouse generates tables that provide a clear visual display of gait parameters.


- Symmetry score between limbs
- Step, stride and timing insights
- Key gait cycle parameters: cadence, velocity, distance



Software display of multiple paw strikes. Automatic strike detection determines where the paws have made contact with the Strideway.

Export Gait Data into Printable Reports

- Review all gait and table data in an easy-to-follow document
- Analyze weight distribution and peak vertical force
- Compare two data sets at a time (great for pre-and-post treatment or adjustments)



Disclaimer: The contents of this publication may be of interest to medical professionals or other health care providers. Such persons should exercise their own judgment in determining whether a particular product, treatment, therapy option, procedure, program or service is appropriate or legal for their practice or their patients.

 **CALL TODAY FOR A DEMONSTRATION**

©Tekscan Inc., 2021. All rights reserved. Tekscan, the Tekscan logo, and Strideway are trademarks or registered trademarks of Tekscan, Inc.

Presented by: Absolute Gauge Technologies sales@absoluteauge.com;
www.absoluteauge.com, Toronto: 416 754 3168, Montreal: 514 695 5147, Toll Free: 1 888 754 7008