

SCMPB03/SCMPB04

One/Two Position Analog I/O Backpanels



Description

The SCMPB03 and SCMPB04 are single and dual channel mounting panels for the SCM5B modules. Both are intended for DIN rail mounting.

See Figures 9 and 10 for wiring diagrams, Figure 11 for schematic.

The following accessories are required for mounting one SCMPB03/04 panel (Figure 8):

Qty	Model	Description
1	SCMXBEFE	Base element with snap foot
2	SCMXSE	Side element

The following accessories are required for mounting two or more SCMPB03/04 panels:

Qty	Model	Description
2	SCMXBEFE	Base element with snap foot
2	SCMXSE	Side element
(# panels)-2	SCMXBE	Base element without snap foot
(4 x (# panels))-4	SCMXVS	Connection pins

The following DIN rail styles are available. Specify length in meters (-XX)

SCMXRAIL1-XX	DIN EN 50022-35x7.5 (slotted steel)
SCMXRAIL2-XX	DIN EN 50035-G32 (slotted steel)
SCMXRAIL3-XX	DIN EN 50022-35x15 (slotted steel)

Specifications

Operating Temperature	-40°C to +85°C
Relative Humidity	95% Noncondensing
Interface Connector:	
Field System	high density screw clamp, 14 AWG max
System	high density screw clamp, 14 AWG max
Isolation:	
Input-to-Output	1500Vrms continuous, max
Channel-to-Channel	1500Vrms continuous, max

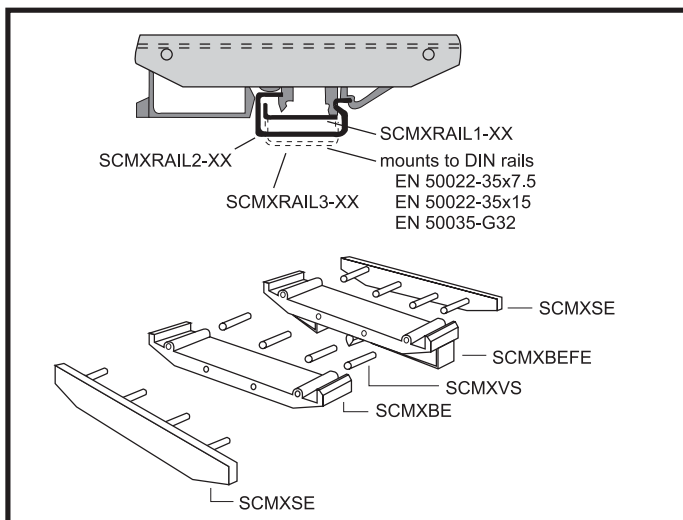


Figure 8: DIN Rail Mounting Elements

Ordering Information

Part Number	Description
SCMPB03	Single channel backpanel. No mounting hardware included.
SCMPB03-2	Single channel backpanel with DIN rail mounting hardware. Shipped fully assembled.
SCMPB04	Dual channel backpanel. No mounting hardware included.
SCMPB04-1	Dual channel backpanel without cold junction compensation circuits. Use when cost savings is desired and thermocouple input modules SCM5B37 and SCMPB47 will not be used. No mounting hardware included.
SCMPB04-2	Dual channel backpanel with DIN rail mounting hardware. Shipped fully assembled.
SCMPB04-3	Dual channel backpanel without cold junction compensation circuits and with DIN rail mounting hardware. Shipped fully assembled.

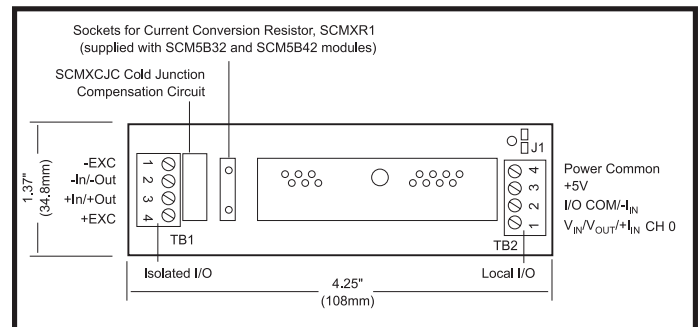


Figure 9: SCMPB03 Analog I/O Backpanel

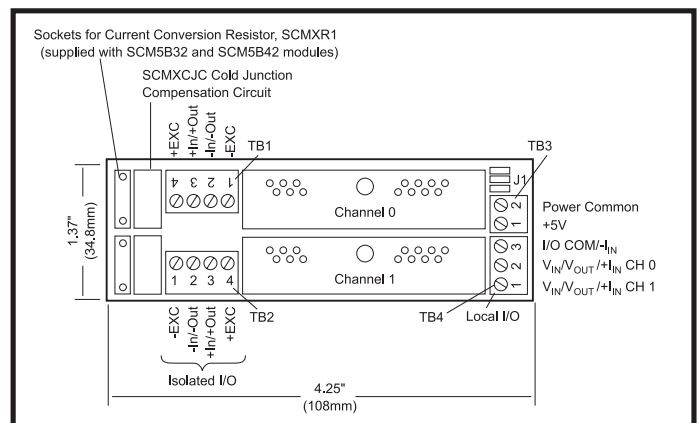


Figure 10: SCMPB04 Analog I/O Backpanel