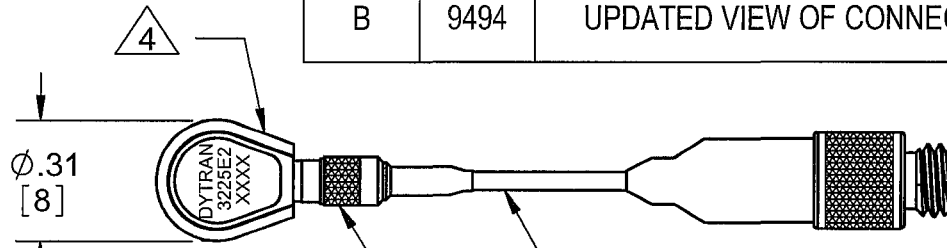


**PROPRIETARY AND CONFIDENTIAL**

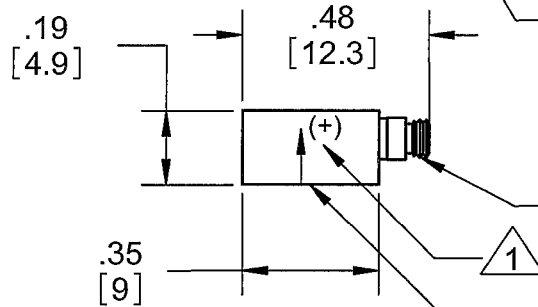
THE INFORMATION CONTAINED IN THIS DRAWING IS THE SOLE PROPERTY OF DYTRAN INSTRUMENTS INC. ANY REPRODUCTION IN PART OR AS A WHOLE WITHOUT THE WRITTEN PERMISSION OF DYTRAN INSTRUMENTS INC. IS PROHIBITED

**REVISIONS**

REV	ECN	DESCRIPTION	BY/DATE	CHK	APPR
A	6935	UPDATED DYTRAN MARKING LOGO	RA, 09/20/10	JS	ANS
B	9494	UPDATED VIEW OF CONNECTOR	AB 05/03/13	<i>fl</i>	<i>AS</i>



MODEL 6003A03 CABLE, 3 FT (INCLUDED)



KNURLED CABLE NUT. TIGHTLY ONLY BY HAND. DO NOT USE PLIERS TO TIGHTEN. TO INSTALL, DO NOT ROTATE ACCELEROMETER INTO CABLE END BUT RATHER ROTATE CABLE UNIT.

COAXIAL CONNECTOR, DYTRAN SPECIAL 3-56 THREAD. MATES ONLY WITH MODEL 6003AXX CABLE

MOUNTING SURFACE ADHESIVE MOUNT WITH CYANOACRYLATE ADHESIVE OR DYTRAN MOUNTING WAX MODEL 6273.

- 4 ISOLATOR CUP: ANODIZED ALUMINUM
- 3. CASE AND CONNECTION MATERIAL: TITANIUM
- 2. WEIGHT LESS CABLE: 1 GRAM
- 1 ARROW INDICATES SENSE AND DIRECTION OF INPUT ACCELERATION FOR POSITIVE GOING OUTPUT SIGNAL

NOTES: UNLESS OTHERWISE SPECIFIED.

3225XX	
USED ON	NEXT ASSY
APPLICATION	
THIRD ANGLE PROJECTION USA	

UNLESS OTHERWISE SPECIFIED:  
 INTERPRET DIM & TOL PER ASME Y14.5M - 1994.  
 REMOVE BURRS.  
 COUNTERSINK INTERNAL THDS 90° TO MAJOR DIA.  
 CHAM EXT THDS 45° TO MINOR DIA.  
 THD LENGTHS AND DEPTHS ARE FOR MIN FULL THDS.  
 THDS PER MIL-S-7742.  
 DIMENSIONS APPLY AFTER FINISHING.

63  
 ALL MACHINED SURFACES. TOTAL RUNOUT WITHIN .005.  
 BREAK SHARP EDGES .005 TO .010.  
 MACHINED FILLET RADII .005 TO .015.  
 WELDING SYMBOLS PER AWS A2.4.  
 ABBREVIATIONS PER MIL-STD-12.

UNLESS OTHERWISE SPECIFIED:  
 DIMENSIONS ARE IN INCHES. DIMENSIONS IN BRACKETS [ ] ARE IN MILLIMETERS  
 TOLERANCES ARE:  
 INCHES METRIC ANGLES  
 .XX ± .03 .X ± 0.8 ± 1°  
 .XXX ± 0.10 .XX ± 0.25

MATERIAL

FINISH

DO NOT SCALE DRAWING

CONTRACT NO.		
APPROVALS		DATE
ORIG	RA	04/14/05
CHK	PML	03/14/06
APP	PML	04/14/06
APP		

TITLE: **OUTLINE/INSTALLATION DRAWING, 3225E2**

SIZE: <b>A</b>	CAGE CODE: <b>2W033</b>	DWG. NO.: <b>127-3225E2</b>	REV: <b>B</b>
SCALE: NONE	SOLIDWORKS	SHEET 1 OF 1	



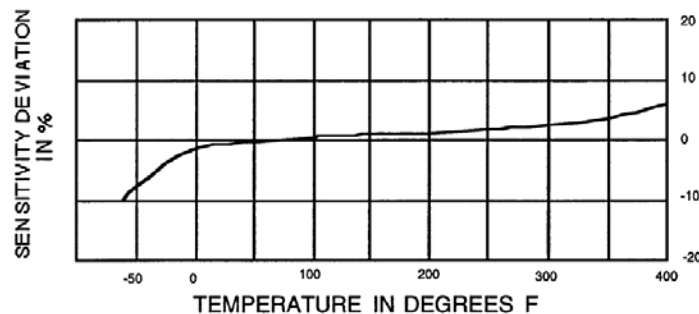
**SPECIFICATIONS**  
**MODEL 3225E2 MINIATURE CHARGE MODE ACCELEROMETER**

<b>SPECIFICATION</b>	<b>VALUE</b>	<b>UNITS</b>
<b>PHYSICAL</b>		
WEIGHT	0.6	GRAMS
SIZE (DIA x LENGTH HEX x HEIGHT)	0.31 x 0.46 x .19	INCHES
MOUNTING PROVISION	FLAT MOUNTING SURFACE FOR ADHESIVE MOUNT	
CONNECTOR, RADIALLY MOUNTED [1]	3-56	JACK
CASE MATERIAL	TITANIUM	
SENSING ELEMENT TYPE	PIEZOCERAMIC PLANAR SHEAR	
<b>PERFORMANCE</b>		
SENSITIVITY, $\pm 20\%$ [2] [3]	1.8	pC/G
FREQUENCY RESPONSE, $\pm 10\%$	[3] to 10,000	Hz
MOUNTED RESONANT FREQUENCY, NOM.	40	kHz
AMPLITUDE NON-LINEARITY (ZERO BASED BEST-FIT ST.LINE METHOD)	2.0	% F.S., MAX.
TRANSVERSE SENSITIVITY, MAX.	5	PERCENT
STRAIN SENSITIVITY	.0005	G's PER MICROSTRAIN @ 250/ $\mu\sigma$
<b>ENVIRONMENTAL</b>		
MAXIMUM VIBRATION	400	G's, RMS
MAXIMUM SHOCK	5000	G's, PEAK
TEMPERATURE RANGE	-60 TO 350	$^{\circ}$ F
THERMAL COEFFICIENT OF SENSITIVITY	SEE GRAPH THIS PAGE	
ENVIRONMENTAL SEAL	HERMETIC	
<b>ELECTRICAL</b>		
OUTPUT SIGNAL POLARITY FOR ACCELERATION TOWARD TOP		Positive
CASE GROUNDING	GROUND ISOLATED	
<b>SUPPLIED ACCESSORIES: (1) Model 6591A Removal Tool.          (1) Model 6298 Small Petro Wax</b>		

**NOTES:**

- [1] CONNECTOR MATES ONLY WITH DYTRAN CABLE MODEL 6003AXX. (XX IS LENGTH IN FEET)
- [2] MEASURED AT 100 Hz, 1 G RMS PER ISA RP37.2.
- [3] ACTUAL SENSITIVITY IS GIVEN ON A CALIBRATION CERTIFICATE TRACEABLE TO **NIST**, SUPPLIED WITH EACH INSTRUMENT. LOW FREQUENCY RESPONSE IS DEPENDENT UPON THE DISCHARGE TIME CONSTANT OF THE CHARGE AMPLIFIER.

**TYPICAL THERMAL SENSITIVITY GRAPH**



**OPERATING INSTRUCTIONS**