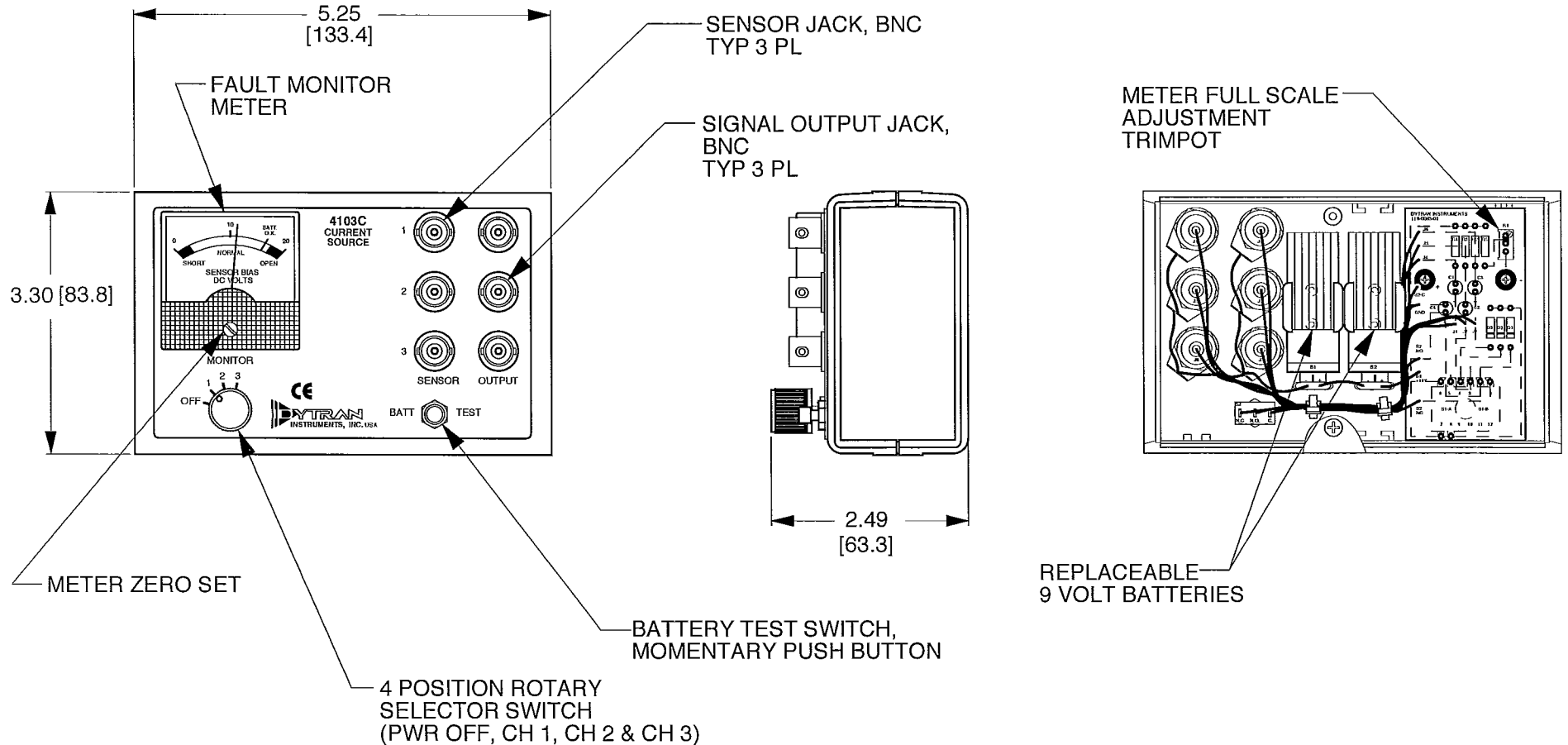


REV	ECN	DESCRIPTION	BY/DATE	CHK	APPR
A	9482	UPDATED VIEW OF FRONT PANEL TO SHOW CE MARKING	RLA 1/10/13	JS	





2. VOLTAGE AT "BATT O.K." MARK IS 17 VDC.
1. WEIGHT - 340 GRAMS (12 OZ.)

		MASTER ONLY IF IN RED		CHATSWORTH, CA.	
SCALE	1/2X	REV	-	DATE	SEE REV BLK
DATE	7/7/98	PART NO.			
DRAWN	N.C.	CHECKED	N.C.	MAT'L	
APPROVED	NC	8/31/01	NEXT ASSEMBLY	USED ON	
TITLE				DWG NO.	
OUTLINE/INSTALLATION DRAWING, MODEL 4103C				127-4103C	
SHEET 1 OF 1					

SPECIFICATIONS

MODEL 4103C 3-CHANNEL CURRENT SOURCE POWER UNIT, BATTERY POWERED

SPECIFICATION	VALUE	UNITS
COMMON SPECIFICATIONS, EACH CHANNEL		
SENSOR SUPPLY CURRENT, FIXED,	2.0	mA
COMPLIANCE VOLTAGE	+18	VDC
VOLTAGE GAIN	UNITY	
COUPLING TIME CONSTANT INTO 10 MEGOHM LOAD	10	SEC
COUPLING TIME CONSTANT INTO 1 MEGOHM LOAD	5	SEC
LOW FREQUENCY -3db FREQ., 10 MEGOHM LOAD	0.016	Hz
LOW FREQUENCY -3db FREQ., 1 MEGOHM LOAD	.032	Hz
HIGH FREQUENCY RESPONSE	DETERMINED BY SENSOR, CABLE LENGTH AND SIGNAL LEVEL	
COUPLING CAPACITOR, NOM.	10	μF
PULLDOWN RESISTOR	1.0	MEGOHMS
MONITOR VOLTMETER RANGE, F.S.	20	VDC
ELECTRICAL NOISE, WIDEBAND	60	μV, RMS
SENSOR CONNECTOR	BNC	JACK
OUTPUT CONNECTOR	BNC	JACK
GENERAL SPECIFICATIONS		
POWER SOURCE 	9 VOLT BATTERIES	2
BATTERY LIFE, TYP.	40	HOURS
SIZE (H x W x D)	2.5 x 5.2 x 3.3	INCHES
WEIGHT	12	OUNCES

 Any type of transistor radio 9-Volt battery may be use to power the 4103C. However, longest battery life will be obtained by use of high grade alkaline type batteries.