

MV-LE201

Digital Series Light Controller (Constant Current Type)



Introduction

MV-LE201 digital light controller supports a variety of variable current control mode of light source. It adopts control panel buttons and display screen, and provides serial port or network interface communication. It has features of stable performance and flexible functions. The digital light controller helps users realize fast and convenient deployment of light source on site.

Key Feature

- Adopts constant current to improve light source stability with max. output power of 750 W.
- Adopts buttons and display to have quick operations.
- Supports using serial port or network interface to set parameters and manage the device.
- Supports external trigger interface for different lighting modes.
- Supports overcurrent, overload, short circuit protection.

Available Model

- Output power 10 W: MV-LE201-10W5-2D
- Output power 30 W: MV-LE201-30W5-2FD
- Output power 200 W: MV-LE201-200W48-2TD
- Output power 500 W: MV-LE201-500W48-2TD
- Output power 750 W: MV-LE201-750W48-2TD

Specification

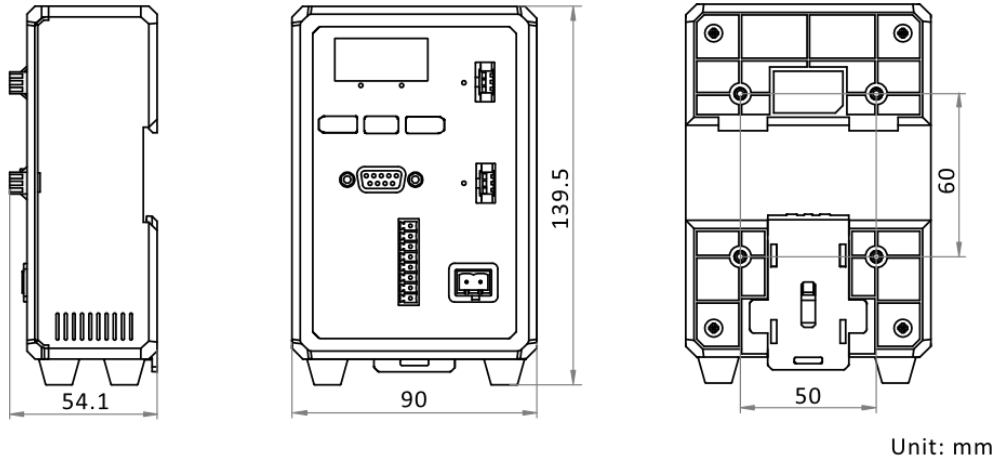
Model	MV-LE201-10W5-2D	MV-LE201-30W5-2FD
Performance		
Drive mode	Digital, constant current	
Lighting mode	Continued, trigger	
Channel	2-channel	
Dimming mode	Control panel (via pressing button), software (serial port)	
Brightness level	0 to 255	
Lighting response time	< 10 μ s	< 30 μ s
Trigger mode	External trigger and internal trigger	
Communication protocol	Serial	
Applicable product	Spot lighting	
Electrical feature		
Input voltage	24 VDC	
Input current	0.5 A/24 VDC	1.5 A/24 VDC
Output voltage	5 VDC	
Output current	Max. 2 A	Max. 3 A
Output power	Max. 10 W	Max. 30 W
Output current for each channel	Max. 1 A	Max. 3 A
Trigger in	High level 4.5 VDC to 24 VDC, low level 0 VDC to 2 VDC	
Trigger out	High level 10 VDC to 24 VDC, low level 0 VDC to 2 VDC	
Mechanical		
Power supply interface	24 VDC terminal block	
Console interface	DB9F serial port	
Digital I/O	Opto-isolated input \times 2, opto-isolated output \times 2	
Lighting output connector	SMR-03V-BC (hole type)	12M-5F (pin type)
Dimension	139.5 mm \times 90 mm \times 54.1 mm (5.5" \times 3.5" \times 2.1")	139.5 mm \times 90 mm \times 55.5 mm (5.5" \times 3.5" \times 2.2")
Shell material	Plastic	
Weight	240 g (0.5 lb.)	300 g (0.7 lb.)
Temperature	Working temperature: 0 $^{\circ}$ C to 40 $^{\circ}$ C (32 $^{\circ}$ F to 104 $^{\circ}$ F) Storage temperature: -20 $^{\circ}$ C to 60 $^{\circ}$ C (-4 $^{\circ}$ F to 140 $^{\circ}$ F)	
Humidity	20% to 85% RH, non-condensing	
Ingress protection	IP30	
Cooling mode	Natural cooling	Fan cooling
General		
Certification	CE, KC	

Specification

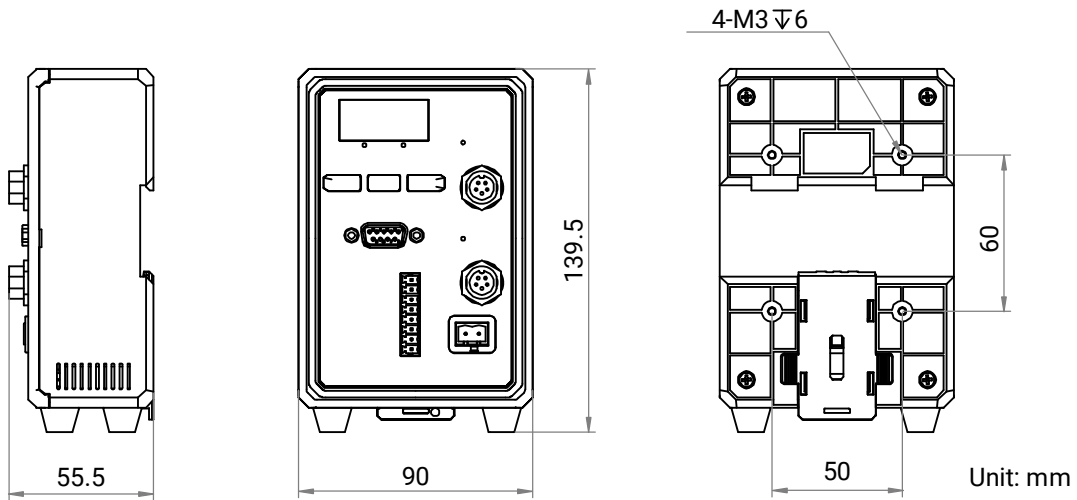
Model	MV-LE201-200W48-2TD	MV-LE201-500W48-2TD	MV-LE201-750W48-2TD
Performance			
Drive mode	Digital, constant current		
Lighting mode	Continued, trigger		
Channel	2-channel		
Dimming mode	Control panel (via pressing button), software (serial port or network interface)		
Brightness level	0 to 255		
Lighting response time	< 10 μ s		
Trigger mode	External trigger and internal trigger		
Communication protocol	UDP, Serial		
Applicable product	Line-scan lighting		
Electrical feature			
Input voltage	100 VAC to 240 VAC, 50 Hz/60 Hz		
Input current	1.8 A (115 VAC) 1 A (230 VAC)	5.3 A (115 VAC) 2.65 A (230 VAC)	8.2 A (115 VAC) 3.9 A (230 VAC)
Output voltage	48 VDC		
Output current	Max. 4 A	Max. 10 A	Max. 15 A
Output power	Max. 200 W	Max. 500 W	Max. 750 W
Output current for each channel	Max. 4 A	Max. 8 A	
Trigger in	High level 4.5 VDC to 24 VDC, low level 0 VDC to 2 VDC		
Trigger out	High level 10 VDC to 24 VDC, low level 0 VDC to 2 VDC		
Mechanical			
Power supply interface	C13 220 VAC interface		
Console interface	RJ45 network interface, DB9F serial port		
Digital I/O	Opto-isolated input \times 2, opto-isolated output \times 2		
Lighting output connector	19M-8H (pin type)		
Dimension	257.3 mm \times 180 mm \times 150.8 mm (10.1" \times 7.1" \times 5.9")	347.2 mm \times 180 mm \times 150.8 mm (13.7" \times 7.1" \times 5.9")	
Shell material	Plastic + SECC		
Weight	2070 g (4.6 lb.)	5000 g (11.0 lb.)	5300 g (11.7 lb.)
Temperature	Working temperature: 0 $^{\circ}$ C to 40 $^{\circ}$ C (32 $^{\circ}$ F to 104 $^{\circ}$ F) Storage temperature: -20 $^{\circ}$ C to 60 $^{\circ}$ C (-4 $^{\circ}$ F to 140 $^{\circ}$ F)		
Humidity	20% to 85% RH, non-condensing		
Ingress protection	IP30		
Cooling mode	Fan cooling		
General			
Certification	CE, KC		

Dimension

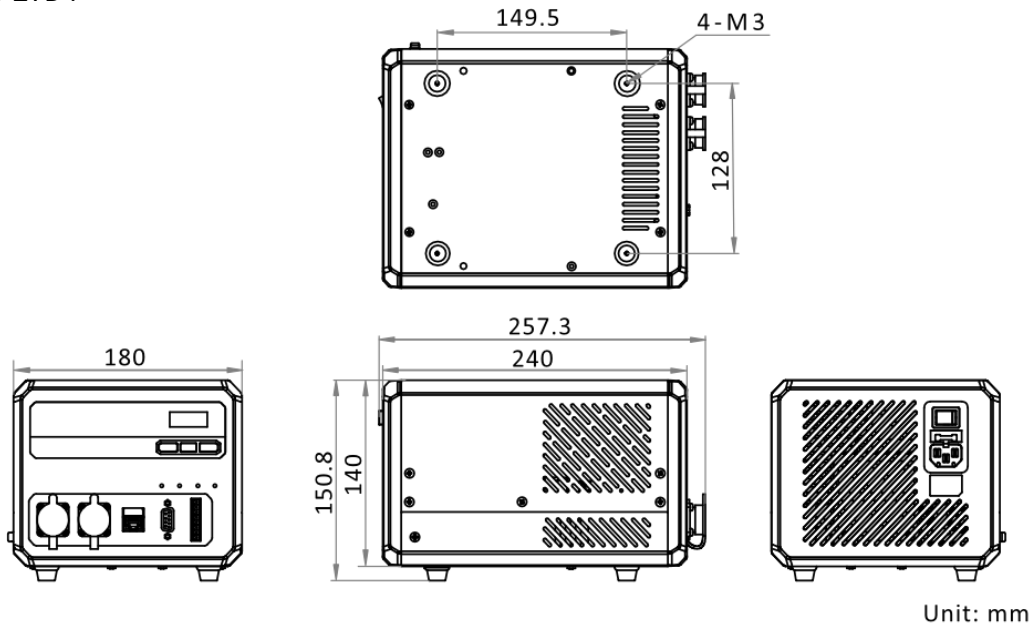
MV-LE201-10W5-2D :



MV-LE201-30W5-2FD

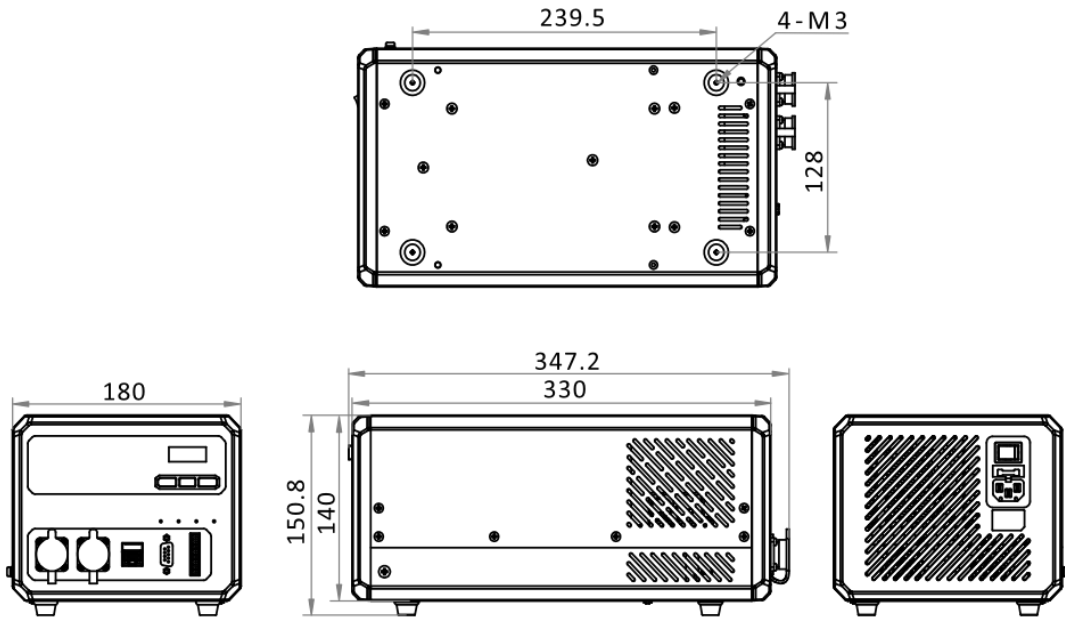


MV-LE201-200W48-2TD :



Dimension

MV-LE201-500W48-2TD, MV-LE201-750W48-2TD:



Unit: mm