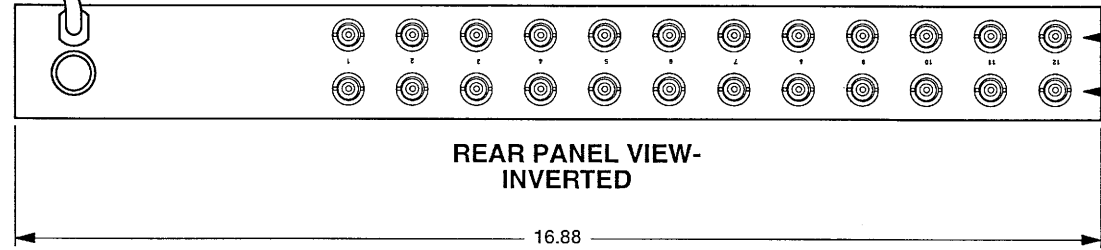


LINE POWER CORD  
3-WIRE

FUSE

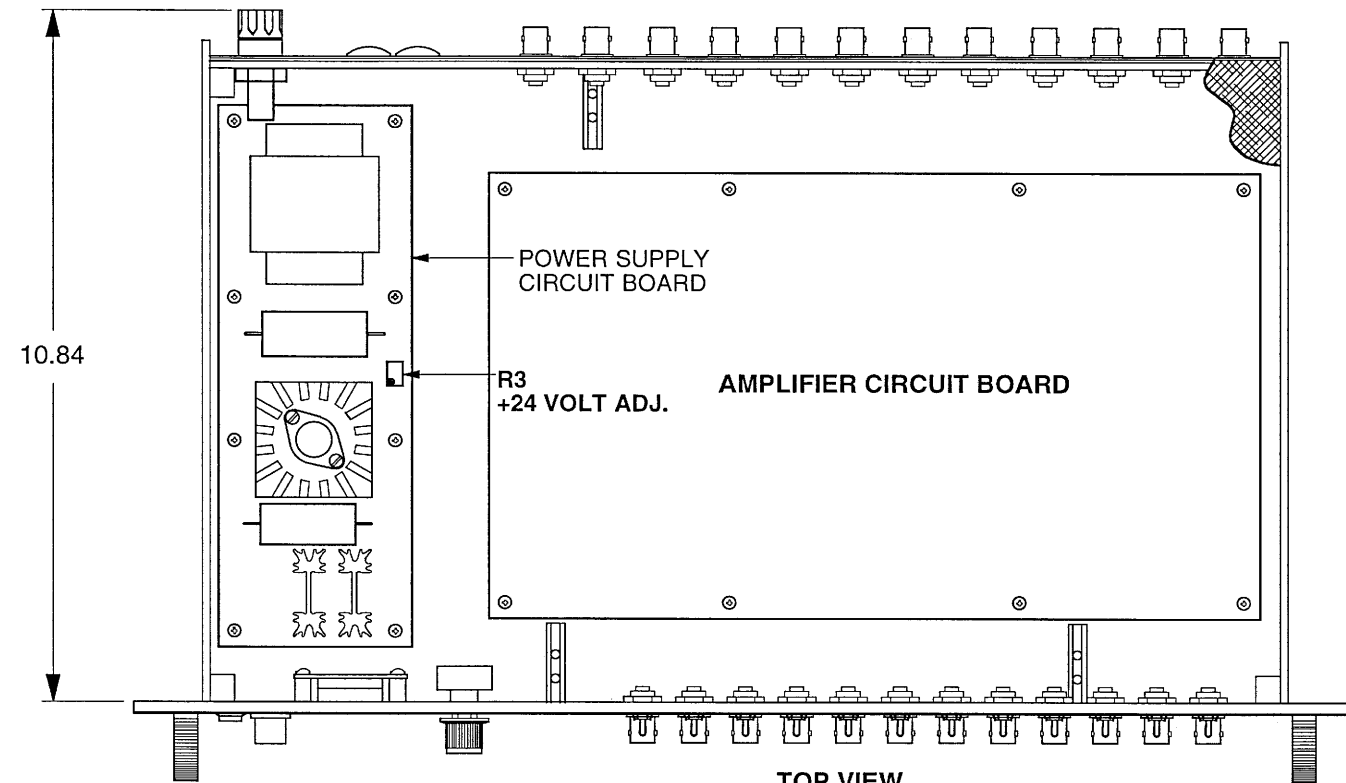


SENSOR INPUTS

OUTPUTS

REAR PANEL VIEW-  
INVERTED

16.88



10.84

POWER SUPPLY  
CIRCUIT BOARD

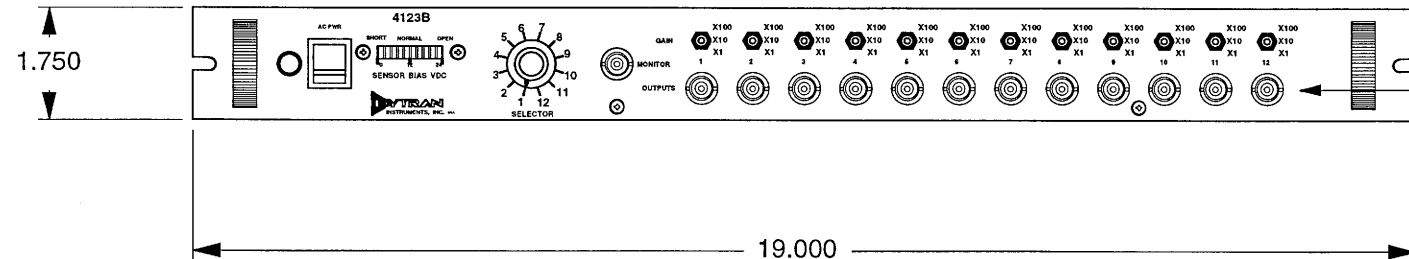
R3  
+24 VOLT ADJ.

AMPLIFIER CIRCUIT BOARD

TOP VIEW  
SHOWN WITH COVER REMOVED



FRONT PANEL VIEW



1.750

OUTPUTS

19.000

ALL DIMENSIONS IN INCHES

		CHATSWORTH, CA.		
				SCALE 1:3
DATE 5-22-00	PART NO.			
DRAWN N.C.	CHECKED N.C.	MAT'L		
APPROVED <i>[Signature]</i>	NEXT ASSEMBLY		USED ON	
TITLE <b>OUTLINE/INSTALLATION DRAWING MODEL 4123B GAIN POWER UNIT</b>			DWG NO. <b>127-4123B</b>	
				SHEET 1 OF 1

## SPECIFICATIONS

### MODEL 4123B/4122B 12/6-CHANNEL POWER UNIT

SPECIFICATION		VALUE	UNITS
MULTIPLIER SWITCH POSITION			
AMPLIFIER GAIN	X1	1.0	
	X10	10.0	
	X100	100.0	
COUPLING TIME CONSTANT,		2.5	SEC
-3db LOW FREQUENCY RESPONSE		.06	Hz
FREQUENCY RESPONSE, $\pm 5\%$	X1	.18 to 100K	Hz
	X10	.18 to 60K	Hz
	X100	.18 to 6K	Hz
GAIN ACCURACY		$\pm 1$	%
OUTPUT NOISE, BROADBAND, NOM.	X1	180	$\mu$ V, RMS
	X10	.5	mV, RMS
	X100	4	mV, RMS
OUTPUT VOLTAGE SWING		$\pm 10$	VOLTS
OUTPUT CURRENT		$\pm 5$	mA, PEAK
OUTPUT IMPEDANCE		2 OHMS IN SERIES WITH 10 $\mu$ F	
SENSOR SUPPLY CURRENT RANGE (ADJUSTABLE)[1]		2 to 20	mA
SENSOR VOLTAGE		24	VOLTS
CONNECTORS	(1) OUTPUT PER CHANNEL, FRONT PANEL		BNC JACK
	(1) OUTPUT PER CHANNEL, REAR PANEL		" "
	(1) SENSOR PER CHANNEL, REAR PANEL		" "
	(1) MONITOR, FRONT PANEL		" "
AC LINE POWER REQUIRED [2]		115/.25	VOLTS/AMPS
SIZE (H x W x D)		1.75 x 19 x 12.5	INCHES
RACK MOUNTABLE IN STANDARD 19 INCH WIDE RTMA EQUIPMENT RACK			

[1] SENSOR CURRENT FACTORY SET AT 5 mA.

[2] "E" (EXPORT) VERSIONS REQUIRE 230 VAC LINE POWER