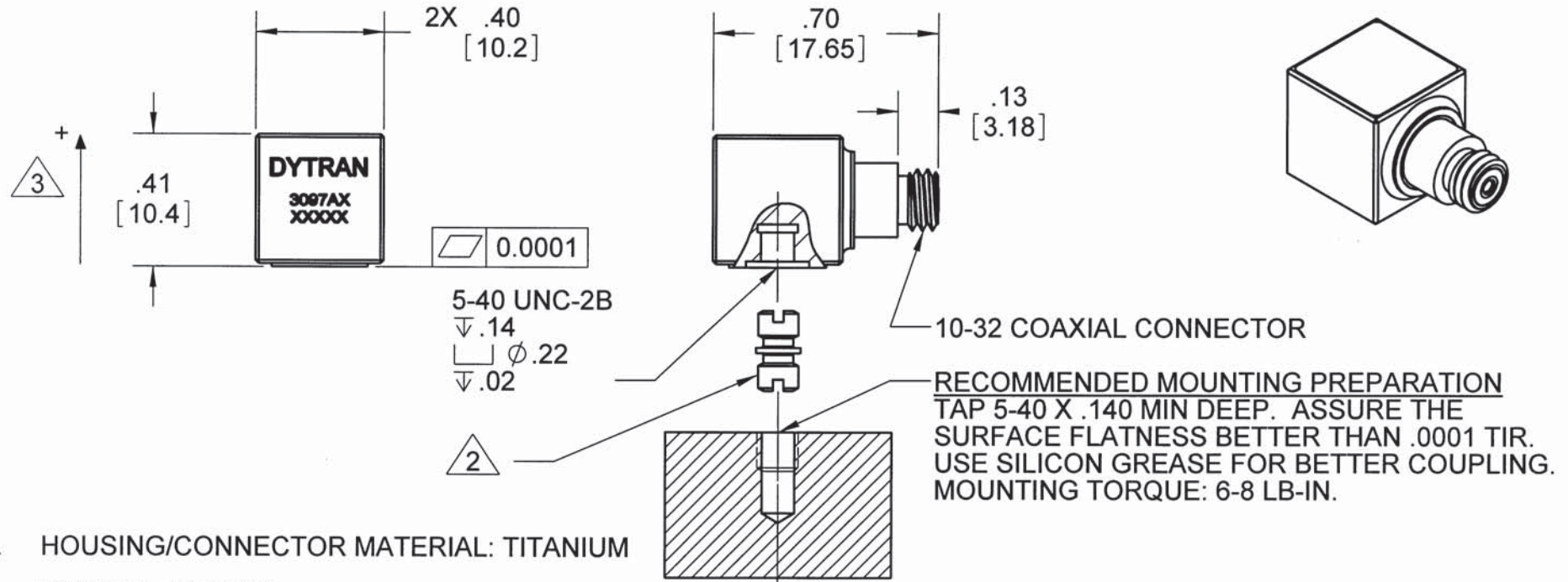


PROPRIETARY AND CONFIDENTIAL

THE INFORMATION CONTAINED IN THIS DRAWING IS THE SOLE PROPERTY OF DYTRAN INSTRUMENTS INC. ANY REPRODUCTION IN PART OR AS A WHOLE WITHOUT THE WRITTEN PERMISSION OF DYTRAN INSTRUMENTS, INC. IS PROHIBITED

REVISIONS

REV	ECN	DESCRIPTION	BY/DATE	CHK	APPR
C	5902	IS: 6580 WAS: 6728	RA, 04/03/09	<i>De</i>	<i>As</i>



5. HOUSING/CONNECTOR MATERIAL: TITANIUM

4. WEIGHT: 4.3 GMS

3. ARROW DESIGNATES UNIT'S POLARITY

2. MOUNTING STUD 6580 (5-40 TO 5-40) SUPPLIED

1. DELETED

NOTES: UNLESS OTHERWISE SPECIFIED

MODEL	SENSITIVITY
3097A3	500mV/g
3097A2	100mV/g
3097A1	10mV/g

3097A

APPLICATION

THIRD ANGLE PROJECTION
USA

UNLESS OTHERWISE SPECIFIED:
INTERPRET DIM & TOL PER
ASME Y14.5M - 1994.
REMOVE BURRS.
COUNTERSINK INTERNAL THDS
90° TO MAJOR DIA.
CHAM EXT THDS 45° TO MINOR DIA.
THD LENGTHS AND DEPTHS ARE FOR
MIN FULL THDS.
THDS PER MIL-S-7742.
DIMENSIONS APPLY AFTER FINISHING.

ALL MACHINED SURFACES: \checkmark 63
TOTAL RUNOUT WITHIN .005.
BREAK SHARP EDGES .005 TO .010.
MACHINED FILLET RADII .005 TO .015.
WELDING SYMBOLS PER AWS A2.4.
ABBREVIATIONS PER MIL-STD-12.

UNLESS OTHERWISE SPECIFIED:
DIMENSIONS ARE IN INCHES.
TOLERANCES ARE:

DECIMALS ANGLES
.XX ± .010 ± 1°
.XXX ± .005

MATERIAL

FINISH

DO NOT SCALE DRAWING

CONTRACT NO.

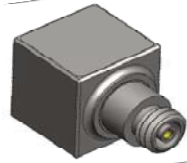
APPROVALS		DATE
ORIG	DV	09/11/08
CHK	DV	09/11/08
APP	DV	09/11/08
APP		

DYTRAN **MASTER**
INSTRUMENTS, INC. **ONLY IF IN RED**

TITLE: **OUTLINE/ INSTALLATION
DRAWING, 3097A SERIES**

SIZE A	CAGE CODE 2W033	DWG. NO. 127-3097A	REV C
------------------	---------------------------	------------------------------	-----------------

SCALE: 2:1 SOLIDWORKS SHEET 1 OF 1



- **MINIATURE SIZE**
- **HERMETICALLY SEALED**
- **EXCELLENT LINEARITY**

PHYSICAL

Weight
 Connector [1] Type
 Mounting Provision Tapped Hole
 Material, Housing/Connector
 Sensing Element
 Element Style

ENGLISH		SI	
0.15	oz	4.3	grams
10-32		10-32	
5-40 UNC-2B		5-40 UNC-2B	
TITANIUM		TITANIUM	
CERAMIC		CERAMIC	
PLANAR SHEAR		PLANAR SHEAR	

PERFORMANCE

Sensitivity, ±5% [2]
 Range for ± 5 Volts Output
 Frequency Response, ±5%
 ±15%
 Resonant Frequency
 Broad Band Resolution
 Spectral Noise
 1Hz
 10Hz
 100Hz
 1000Hz
 10000HZ
 Linearity [2]
 Maximum Transverse sensitivity
 Strain Sensitivity @ 250µε
 Phase Response ±5°

10	mV/G	1	mV/m/s ²
500	G peak	4905	m/s ²
0.3 to 5000	Hz	0.3 to 5000	Hz
0.15 to 10,000	Hz	0.15 to 10,000	Hz
> 35	kHz	> 35	kHz
0.001	G rms	0.010	m/s ² rms
0.0004	Grms/v(Hz)	0.004	m/s ² rms/v(Hz)
0.00005	Grms/v(Hz)	0.0005	m/s ² rms/v(Hz)
0.00002	Grms/v(Hz)	0.00020	m/s ² rms/v(Hz)
0.000010	Grms/v(Hz)	0.00010	m/s ² rms/v(Hz)
0.000007	Grms/v(Hz)	0.00007	m/s ² rms/v(Hz)
±1	% F.S.	±1	% F.S.
5	%	5	%
0.002	G/µε	0.02	m/s ² /µε
5 to 3000	Hz	5 to 3000	Hz

ENVIRONMENTAL

Maximum Vibration
 Maximum Shock
 Temperature Range
 Seal

600	G peak	5886	m/s ² peak
5000	G peak	49050	m/s ² peak
-60 to 200	°F	-51 to 93	°C
HERMETIC		HERMETIC	

ELECTRICAL

Supply Current Range [3]
 Compliance Voltage Range
 Output Impedance, Typ
 Bias Voltage
 Discharge Time Constant

2 to 20	mA	2 to 20	mA
+18 to +30	Volts	+18 to +30	Volts
100	Ω	100	Ω
+11 to +13	VDC	+11 to +13	VDC
1.5 to 2.5	Sec	1.5 to 2.5	Sec

This family also includes:

Model	Sensitivity (mV/g)	Frequency Response ±5%, (Hz)	Time Constant (Sec)	Operating Temp (°F)
3097A2	100	0.3 to 5,000	1.5 to 2.5	-60 to 180
3097A3	500	0.3 to 5,000	1.5 to 2.5	-60 to 150

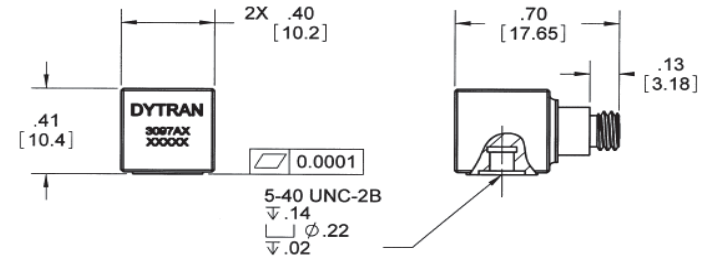
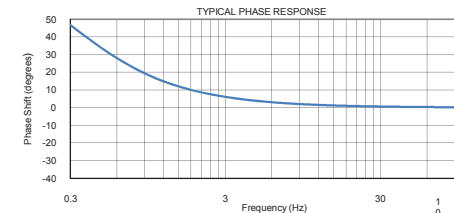
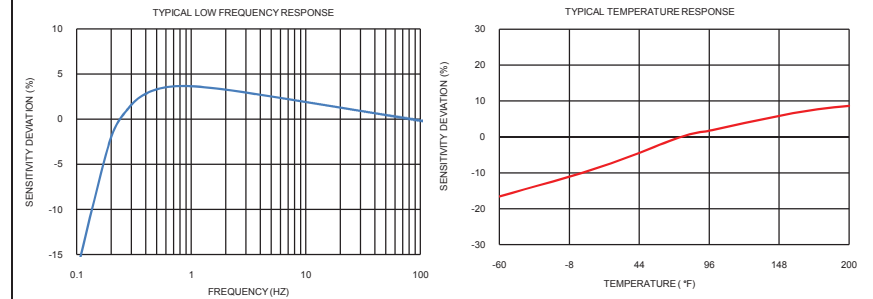
Refer to the performance specifications of the products in this family for detailed description

Supplied Accessories:

- 1) Accredited calibration certificate (ISO 17025)
- 2) Model 6580 mounting stud (5-40 to 5-40), qty 1

Notes:

- [1] Coaxial, 10-32 connector. Mates with Dytran cable Model 6010AXX or 6011AXX
- [2] Measured at 100Hz, 1 Grms per ISA RP 37.2.
- [3] Measure using zero-based straight line method, % of F.S. or any lesser range.
- [5] Do not apply power to this system without current limiting, 20 mA MAX. To do so will destroy the IC charge amplifier.
- [6] In the interest of constant product improvement, we reserve the right to change specifications without notice.



Units on the line drawing are in inches, units in brackets are in millimeters. Refer to 127-3097A for more information.



Presented by: Absolute Gauge Technologies
 sales@absolutegauge.com; www.absolutegauge.com,
 Toronto: 416 754 3168, Montreal: 514 695 5147, Toll Free: 1 888 754 7008